

**ANNUAL POLICING PLAN FOR DISTRICT SARGODHA  
(2015-16)**

**DISTRICT POLICE SARGODHA**



## TABLE OF CONTENTS

			Page
		<b>Table of Contents</b>	<b>2</b>
		<b>List of Figures, Table and Annexure.</b>	<b>3</b>
		Foreword from District Police Officer	4
	<b>1</b>	<b>Introduction</b>	<b>5</b>
		1.0 General	5
		1.1 Structure of the Plan	5
	<b>2</b>	<b>Section 1</b>	<b>6-27</b>
		2.1 District Police	6
		2.2 Vision Statement	6
		2.2.1 Mission Statement	6
		2.2.2 Core Values	6
		2.3 Identification of Local Policing Priorities.	7
		2.3.1 Crime Trends.	7-8
		2.3.2 Quality of Investigations.	9-11
		2.3.3 Our Achievements	12
		2.4 Critical Gaps	13
		2.5 Community Needs Assessment	13
		2.6 Provincial Policing Priorities.	14
		3 Policing Priorities of the District Police Sargodha.	15
		3.1 Delivering Local Priorities.	15
	<b>3</b>	<b>Section 2</b>	<b>28-32</b>
		4 Introduction	28
		4.1 Human Resource	28
		4.2 Financial Resources.	29
		4.3 Physical Resources.	30
		4.4 Communication Resources.	31
	<b>4</b>	<b>Section 3</b>	<b>33</b>
		5 Framework for Evaluation of Performance of Annual Policing Plan.	33

<b>1.3 LIST OF FIGURES, TABLE AND ANNEXURE</b>		
<b>Figure</b>		<b>Page</b>
<b>1</b>	Registration of Criminal Cases in Sargodha, 2006-2015	<b>7</b>
<b>2</b>	Proclaimed Offenders in District Sargodha, 2006-2015	<b>8</b>
<b>3</b>	Court Absconders in Sargodha District, 2006-2015	<b>8</b>
<b>4</b>	Challans Submitted as %age of Criminal Cases Registered, 2006-2015	<b>9</b>
<b>5</b>	Number of Untraced Cases as Percentage of Cases Registered, Sargodha, 2011-15	<b>10</b>
<b>6</b>	Number of Cases Cancelled as Percentage of Cases Registered, Sargodha, 2011-15	<b>10</b>
<b>7</b>	Total Number of Cases Resulting in Convictions, Sargodha, 2011-15	<b>11</b>
<b>8</b>	Components of the police ranks of District Police Sargodha	<b>28</b>
<b>9</b>	Major Components of the Annual Budget, District Police Sargodha (FY 2015-16)	<b>29</b>
<b>Table</b>		<b>Page</b>
<b>1</b>	Complaints Seeking Change of Investigations 2015	<b>11</b>
<b>2</b>	Trends in Certain Crime of Sensitive Nature	<b>12</b>
<b>3</b>	Encounters with Hardened Criminals	<b>12</b>
<b>4</b>	Arrest of Proclaimed Offenders and Court Absconders	<b>12</b>
<b>5</b>	Comparative Strength of Watch and Ward, Investigation and Other Police Staff, Sargodha	<b>28</b>
<b>6</b>	Allocation under Head Cost of Investigation, 2009-15	<b>30</b>
<b>7</b>	Actual Requirements of Funds for the Cost of Investigation on the Basis of Reported Crime in 2015 and Approved Rates	<b>30</b>
<b>8</b>	Availability and Requirement of Scientific Equipment for Investigation Branch, Sargodha	<b>31</b>
<b>9</b>	Distribution of Transport between Watch & Ward and Investigation Staff.	<b>31</b>
<b>10</b>	Assessment of Transport Requirements of Investigation Staff	<b>31</b>
<b>11</b>	Distribution of Wireless Equipment in the district Sargodha.	<b>32</b>
<b>12</b>	Availability and Requirement of Wireless Equipment for Investigation Branch, Sargodha	<b>32</b>
<b>Annexure</b>		<b>Page</b>
<b>A</b>	Details of Police Stations and Various Offices of District Police.	<b>34</b>
<b>B</b>	Organization of the district police Sargodha.	<b>35</b>
<b>C</b>	Criminal cases registered in Sargodha district, 2006-2015.	<b>36</b>
<b>D</b>	Court absconders in Sargodha district, 2006-2015.	<b>37</b>
<b>E</b>	Proclaimed offenders in Sargodha district, 2006-2015	<b>38</b>
<b>F</b>	Details of Challans submitted by district police Sargodha, 2006-2015.	<b>39</b>
<b>G</b>	Details of registered criminal cases cancelled or gone untraced, Sargodha 2011-15	<b>40</b>
<b>H</b>	Disposal of criminal cases by various courts in Sargodha, 2011-15.	<b>41</b>
<b>I</b>	Workload assessment and distribution of police strength.	<b>42</b>
	E-Policing	<b>43</b>

## **Foreword from District Police Officer, Sargodha.**

The preparation of Annual Policing Plan is now a statutory responsibility under the Police Order, 2002. Keeping in view that important responsibility, the District Police Sargodha put forward its Annual Policing Plan for the year 2015-16. Sargodha District Police is fully aware of the fact that the preparation of the policing plan has important benefits. The foremost, being that the policing priorities are now selected with the help of collaboration and input from the local community where as; it also provides an institutionalized framework for performance evaluation of the district police at the local level.

Police in Pakistan is passing through a phase of reform and transformation. Sargodha police being part of this change has also tried to contribute through formulation of the Annual Policing Plan for the year 2015-16, and has set clear objectives and targets to be achieved during the year. However, this will only become possible if all the stakeholders provide their support to this reform drive. Cooperation of the local community of Sargodha is of paramount importance in that regard for successful service delivery by the local police.

I am confident that with the support of all our colleagues in the police department and local community of the district, we will be able to achieve the targets set in the policing plan.

## Introduction.

### 1.0 General

Article 32 of the Police Order 2002 makes it a statutory requirement that the head of the district police shall prepare an 'Annual Policing Plan' in coordination with the district Administration. The main purpose of the policing plan is to identify specific targets and objectives to be achieved during the financial year and in order to achieve this purpose; Article 32 of PO 2002 makes it mandatory to devise mechanisms and the financial resources likely to be available during that year.

It is also important to mention that the Provincial Police Officer (PPO) is also required to prepare a 'Provincial Policing Plan'<sup>1</sup> for the whole province and the Provincial Public Safety and Complaints Commission is required under the Police Order 2002<sup>2</sup> to approve and oversee its implementation. There is an important link established between the Annual Policing Plan and the Provincial Policing Plan vide Article 32 of the Police Order 2002 as it stipulates that the Annual Policing Plan should be consistent with the Provincial Policing Plan. It is therefore evident that the objectives and targets defined under the Provincial Policing Plan will always play a pivotal role in the Annual Policing Plan of the district.

In case of the district Sargodha, the Annual Policing Plan has been prepared while keeping in view this important link and it has been ensured that the targets and objectives specified under this plan are not inconsistent with the last available Provincial Policing Plan.

The most important consideration in preparation of this plan has been its reliance on inputs from various segments of the local community of the district. In this regard, a special program was designed to hold public consultations and open public meetings to solicit the problems of the local community in each subdivision of the district. Further in order to ensure that this public consultative process is all the more open and friendly. The way in which these public meetings were attended by a large section of the local community in all seven sub-divisions of the district i-e City, Sadar, Bhalwal, Kot Momin, Shahpur, Sahiwal and Sillanwali; it clearly supports the fact, that the local populace is very much interested in service delivery of the police department. Every effort has been made to ensure that this plan cater for the needs of the local community as far as policing services are concerned.

#### 1.1. Structure of the Plan

The Annual Policing Plan comprises identifies key targets and objectives for the district police based on the study of crime trends, quality of investigations, needs assessment and the consultative process that continued for two months starting from November to the end of December 2015. This is also defines the mechanisms for achieving these targets. The Annual Policing Plan is also identifies the resources likely to be available during the year.

---

<sup>1</sup> Sec 10(4) of the Police Order, 2002.

<sup>2</sup> Sec 80 (f), (g), (h) of Police Order, 2002.

## Section 1

### **2.1 District Police Sargodha.**

Sargodha police is administratively headed by the rank of District Police Officer (DPO). He is also assisted by an Addl. SP in the district who works under his general control and directions. There are 27 police stations in the district, each headed by an officer of the rank of an Inspector/sub-inspector, who are further supervised by seven sub divisional police officers of the rank of Assistant / Deputy Superintendents of Police. A complete list of the sub-divisions and police stations in Sargodha is available at **Annex-A**. Further, **Annex-B** describes the organogram of the district police.

There are two branches of the district police, those being watch & ward branch and the investigations branch. As the name implies, the former deals with the functions related to law and order while the later conducts criminal investigations. The watch & ward branch of the district police comprises of watch and ward officers posted in all police stations, who are supervised by their respective officers Incharge of the police stations and the sub divisional police officers. On the other hand, the S.P Investigation supervises the working of the investigation staff posted at headquarters. All the investigation officers are supervised by the S.P Investigation who is also assisted by Deputy Superintendent of Police, Investigation. However, the investigation officers posted in all police stations and the S.P Investigation work under the general control and direction of the officer Incharge of the police station and the District Police Officer respectively. The traffic branch is another important element in the district police which is also headed by the Superintendent of police, Traffic .The traffic officers are administratively controlled by S.P (Region) Traffic but they are operationally responsible to the DPO, Sargodha. The Annual Policing Plan covers all these functional aspects of the district police in order to provide excellent services to the local community.

### **2.2 Vision Statement**

The Vision of the Punjab Police is to be professional, service-oriented and accountable.

#### **2.2.1 Mission Statement**

Our mission is to fight crime and win by providing dynamic and effective law enforcement.

#### **2.2.2 Core Values.**

We understand that the way we work is as important as what we work .Therefore we have developed a set of following core values for the district police; which we want to achieve by working with citizens of the district, our colleagues and our partners;

##### **a) Providing Public Safety.**

We are committed to provide public safety to the residents of the district. We will also ensure that special initiatives are taken for crime prevention and similarly; improvement is brought into the sphere of criminal investigations; so that more offenders are brought to justice and our villages and streets become a safer place to live a normal course of life.

##### **b) Responsive Policing.**

We are committed to ensure that when some body approaches the district police; our response should be quick and effective. We will make certain that every contact made by any resident of our district, provides him with the best possible policing service. This will be ensured on the principle of equity; however we will specially focus on the poor and disadvantaged segments of the society. The customer satisfaction will remain our guiding principle.

**c) Building Partnerships.**

We believe that policing cannot be effective unless local community has a trust over the police and both work together to tackle crime. Restoring the trust of the community and to engage them in building long term partnerships will remain our cherished goal in order to bring improvement in our services.

**d) Service to Community.**

Being a public service department, we are committed to provide quality services to our community and we will ensure that the supply of policing remains within four corners of law; and the respect and dignity of every individual are not violated. We will also remain dedicated in selection of our policing priorities based upon the guidance of our local community.

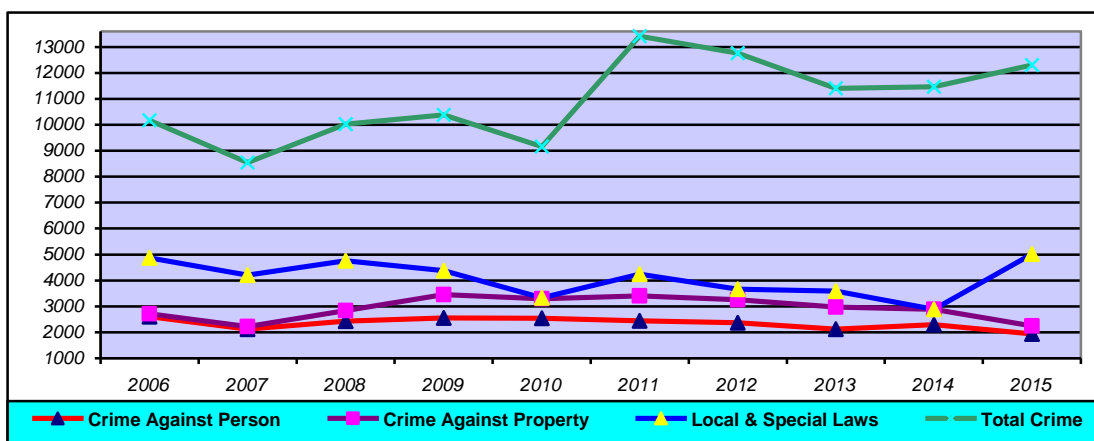
**2.3 Identification of Local Policing Priorities**

Identification of the policing priorities is the linchpin of a policing plan. In this regard, keeping in view the mission statement and core values of the district, the crime trends of the district and the quality of investigations are analyzed. It is followed by identification of the critical gaps and the needs assessment solicited through open public consultations. Besides this formal procedure, efforts have been made to solicit feedback from officers within the organization as well as input has been taken from a large segment of the local community through an informal consultative process. Lastly, the priorities identified under the provincial policing plan 2015-16 have also been considered in order to ensure that the local priorities are not inconsistent with the provincial policing priorities.

**2.3.1 Crime Trends.**

The crime trends of the district as described in Fig 1 reveal that overall reported crime has decreased in 2015 as compared to the reported crime in 2006. However, if we analyze the crime figures in detail, we will realize that real increased has been in the domain of local and special laws which has increased to 20% in 2015 as compared to the reported crime of 2005. **Annex-C** describes the number of criminal cases registered during the last ten years in district Sargodha. On the other hand, the increased in crime against person has been just 10% to that of reported crime in 2006 which is less than the average increased of population per year during these years. Similarly increased in crime against property has been 30% in 2015 as compared to reported crime of 2006, which is almost equal to average increase in population during the last ten years.

**Figure 1: Registration of Criminal Cases in Sargodha, 2006-2015**

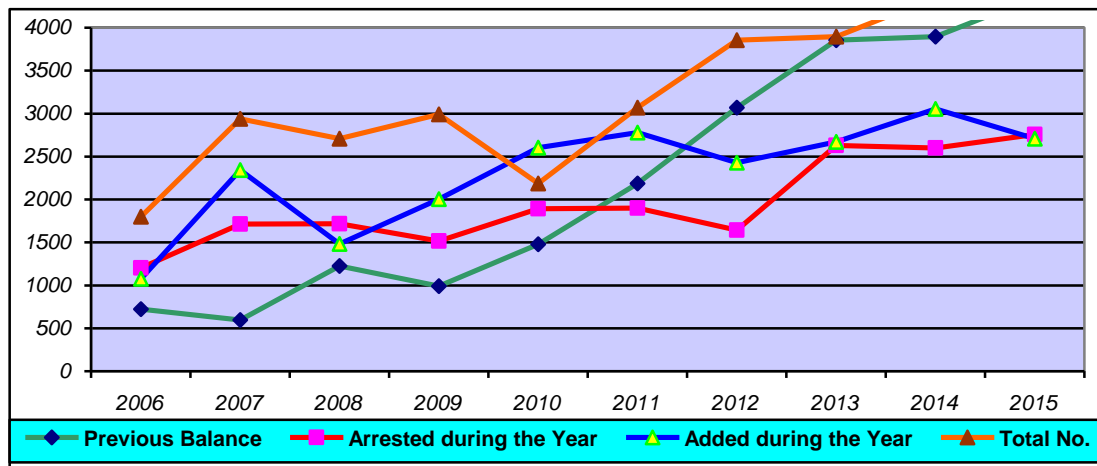


Source: Office of the DPO Sargodha

The crime trend further reveals that the increase of 10% in local and special laws can be attributed to the good performance of the district police in registration of cases against drugs crime and illegal arms.

However, the data further highlight some areas where police performance needs improvement e-g the increase in crime against property is 44% more than the increase in crime against person during the corresponding period of last ten years which implies that effort is required to prevent crime against property in the district. On the other hand, the police performance in another area also merits consideration which pertains to arrest of proclaimed offenders and court absconders. **Annex-E** describes the number of proclaimed offenders arrested during the last 10 years where as Figure 2 explains the trends in this regard.

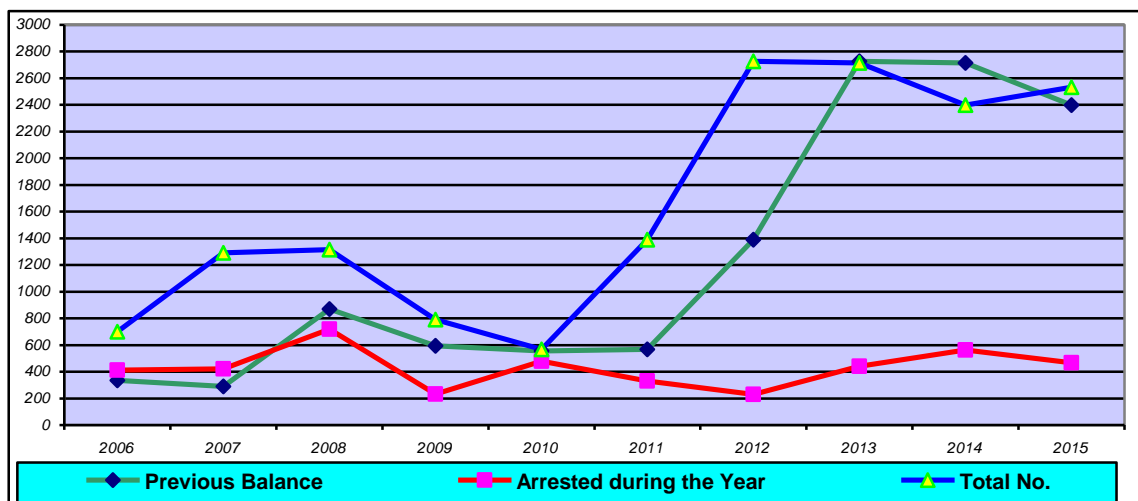
**Figure 2: Proclaimed Offenders in District Sargodha, 2006-2015**



Source: Office of the DPO Sargodha

The numbers of proclaimed offenders at large in the district have increased to 3 times over the period of 2006-2015; although record numbers of proclaimed offenders have been arrested during the last three years.

**Figure 3: Court Absconders in Sargodha District, 2006-2015**



Source: Office of the DPO Sargodha

Similarly the numbers of court absconders at large have increased 3 times over the period of 2006-2015. **Annex-D** describes the number of court absconders arrested during the last 10 years. This aspect of phenomenal rise in numbers of proclaimed offenders and court absconders is very alarming and the police needs to take special measures to bring these culprits before court of law.

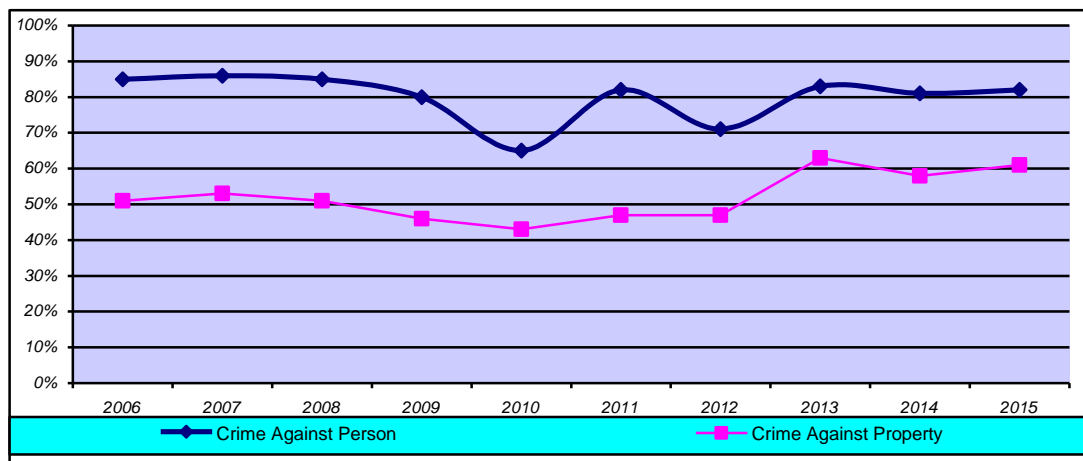


**2.3.2 Quality of Investigations.**

The quality of investigations is an important tool to measure the police performance of a district. Its analysis also gives an insight into the efficiency of the police department and can further highlight areas where more effort is required.

Section 173 of the Code of Criminal Procedure requires that a report, commonly referred to as the Challans shall be submitted before the competent court on completion of every investigation. The number of Challans submitted is therefore one of the principle indicator of successful completion of investigation. Statistics regarding submission of Challans in Sargodha from 2005 to 2015 are available at **Annex-F** where as Figure 4 explains the trends in this regard.

**Figure 4: Challans Submitted as %age of Criminal Cases Registered, 2006-2015**



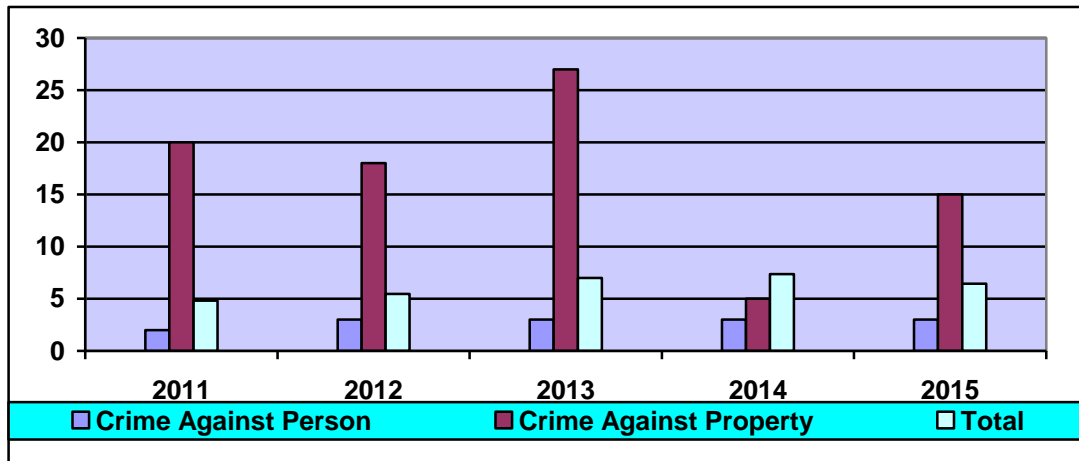
*Source: Office of the DPO Sargodha*

According to the Fig 4, the analysis of percentage of Challans submitted in criminal cases of crime against property and crime against person demonstrated a visible difference among both of them. The total number of Challans submitted remained at around 83% of the total number of criminal cases registered under the head of crime against person; where as it stood at about 63% under the head of crime against property during the period of last ten years. However, it is important to mention, that the difference among both of these heads of crime needs to be bridged especially when the numbers of Challans submitted in crime against property remain at a level which is far from being termed as satisfactory. This trend of decline in number of Challans submitted in crime against property especially during the last three years needs to be checked.

Another important area which is worth consideration in terms of quality of investigations is the number of untraced cases and the cancelled ones.

For the district Sargodha, **Annex- G** describes the number of cancelled and untraced cases during the last five years, where as Fig 5 describes the number of untraced cases as a percentage of cases registered during the last five years. The trend of untraced cases highlights the fact that there has been a steady decline in the number of untraced cases during the last three years which speaks about the good performance of the police department, with an all time less number of untraced cases in 2015. Untraced cases were 6.5% of the cases registered in 2015.

**Figure 5: Number of Untraced Cases as Percentage of Cases Registered, Sargodha, 2011-15**

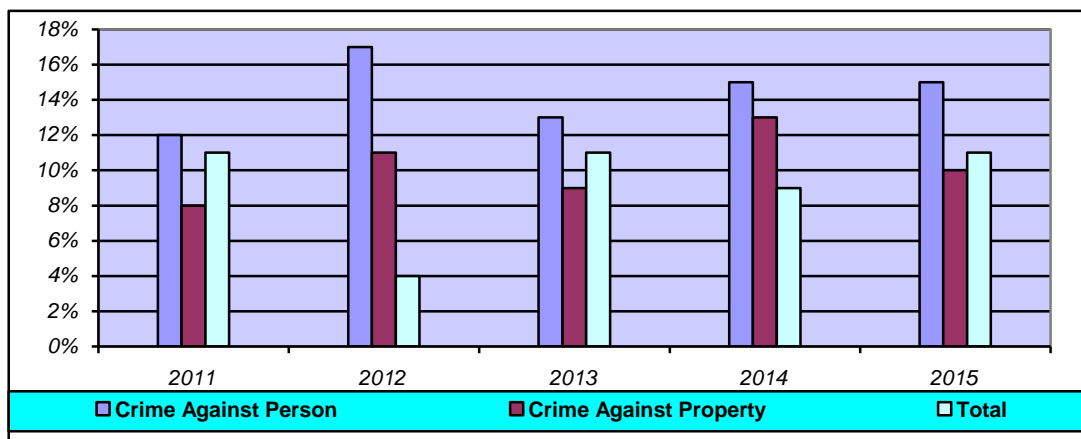


*Source: Office of the DPO Sargodha*

The data further reveal that highest numbers of untraced cases pertain to crime against property which is understandable keeping in view the difficult nature of investigation involved.

On the other hand, the number of cancelled cases also demonstrates a declining trend during the last three years. Fig 6 describes the number of cancelled cases as a percentage of cases registered during the last five years. According to the statistics, the percentage of the cancelled cases is more than the percentage of untraced cases especially during the last three years.

**Figure 6: Number of Cases Cancelled as Percentage of Cases Registered, Sargodha, 2011-2015**



*Source: Office of the DPO Sargodha*

It is also important to mention that crime against person constitute major portion of cancelled cases as opposed to high number of crime against property in untraced cases. This is also understandable keeping in view of the fact that there is a higher tendency for registration of false cases in crime against property as opposed to crime against person.

Comparison between detection of such cases in which one or more persons were nominated as accused by the complainants with the cases in which no accused was nominated at all is another interesting indicator of quality of investigations.

The next important element worth consideration regarding the quality of investigation is their final outcome. The numbers of convictions are the most important indicator in this regard.

**Figure 7: Total Number of Cases Resulting in Convictions, Sargodha, 2011-15**

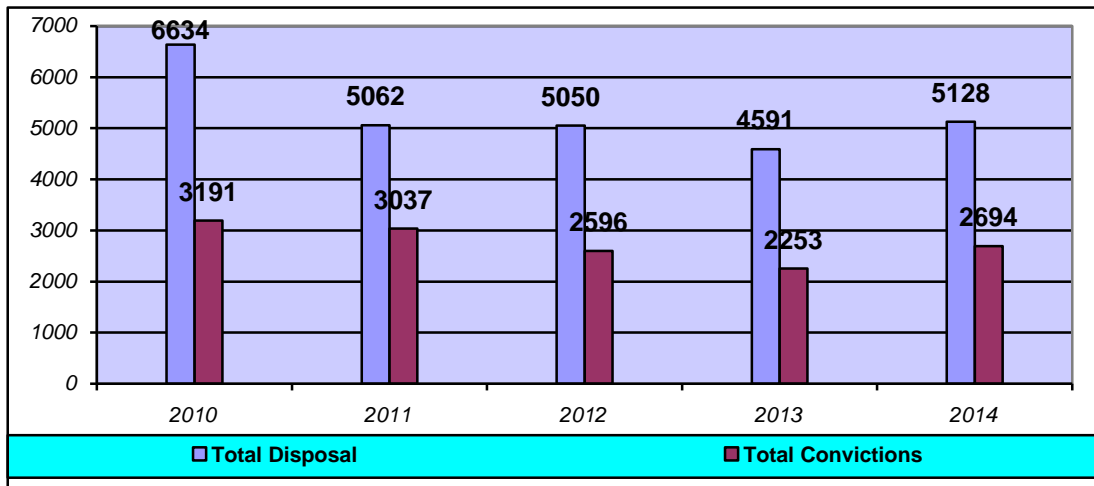


Figure -7 describes the total number of cases decided along with the convictions during the last three years in district Sargodha. Although the numbers of cases decided in a year have declined in the year 2015, nevertheless there has been a significant increase in the number of convictions. **Annex-H** describes the disposal of criminal cases by various courts in Sargodha. According to these statistics, the nominal justice gap has been reduced.

Table-1 describes the complaints seeking change of investigations in year 2015.

**Table 1: Complaints Seeking Change of Investigations 2015**

Details		
Number of cases registered (less local and special laws) <sup>3</sup>		7288
Complaints for first change of Investigations	Total number	317
	%age of total cases registered	4%
Applications sent to Board for consideration		317
Cases in which first change of investigation was recommended by the Board	Number	149
	%age of total cases registered	1.4%

*Source: Office of the DPO Sargodha*

According to the table, complaints seeking change of investigation constituted only 3% of total cases registered in 2015 and accordingly in 1.3% cases, the board recommended the first transfer of investigation. This indicates that change of investigation constitute a small portion of the total investigations conducted in the district.

<sup>3</sup> Cases under local and special laws have not been discussed as these do not involve intricate investigations.

### 2.3.3 Our Achievements

**Table 2: Trends in Certain Crime of Sensitive Nature**

Category	Crime	2014	2015
Crime Against Person	Murder	274	190
Crime Against Property	Murder with robbery	8	7
	Dacoity	132	80
	Armed robbery	698	473
	Burglary	421	367
	Fraud, Forgery	137	119
Local & Special Laws	Arms Ordinance	1264	2108
	Narcotics	1186	2168
	Miscellaneous	439	738

Although numbers of cases decided in a year have increased in 2013, nevertheless there has been a significant increase in the number of convictions, which refer to improvement of quality of investigations to some extent. Similarly, the following statistics pertaining to various other important aspects of policing also reflect improvement in police performance since the previous year:

**Table 3: Encounters with Hardened Criminals**

	2014	2015	Difference
Incidents of police encounters	8	7	-1
Police officers killed	2	-	-2
Police officers injured	1	2	+1
Criminals killed	3	5	+2
Criminals injured	5	2	-3
Criminals arrested	12	16	+4

Similarly record numbers of court absconders were also arrested in 2015. Table-4 describes the number of proclaimed offenders and court absconders arrested in the last two years.

**Table 4: Arrest of Proclaimed Offenders and Court Absconders**

	2014	2015	Difference	%age
Proclaimed offenders arrested	1643	2756	+1113	+59
Court absconders arrested	229	468	+239	+48

A large number of P.Os & C.As were arrested in the last two years. The number of P.Os & C.As arrested in 2015 is more than the average number of P.Os & C.As arrested during the last 10 years.

### 2.4 Critical Gaps

The overall performance of the district police requires much to be done especially in the areas of crime prevention and quality of investigations. The major area that needs improvement is the constant failure to bridge the gap between the corresponding increase in percentage of crime against property and crime against person during the last ten years. As explained earlier, the increase in crime against property is -----% more than the increase in crime against person during the corresponding period of last ten years which implies that effort is required to prevent crime against property in the

district. Similarly, there has been an increase of -----% in crime against person in 2015 as compared to year 2006 which is also alarming rise. Similarly the numbers of proclaimed offenders at large in the district have also increased to 3 times over the period of 2006-2015 despite record numbers of proclaimed offenders being arrested during the last two years.

Another area which requires a serious effort of the district police pertains to the submission of final reports that remain at a level which is far from satisfactory. The total number of Challans submitted remained at around 80% of the total number of criminal cases registered under the head of crime against person; where as it stood at about 63% under the head of crime against property during the period of last ten years. It is also important to mention, that the difference among both of these heads of crime needs to be bridged especially when the numbers of Challans submitted in crime against property remain at a level which is exceedingly low. It implies that the quality of investigation needs to be substantially improved. Limited capacity of the lower police officers, especially that pertaining to appreciation of law and conduct of investigations on scientific basis is another problem area. This is further compounded by lack of material resources and poor training facilities both at the local and provincial level. The next important area pertaining to criminal investigation which requires the attention of district police is the low usage of forensic evidence in criminal investigations which is totally neglected.

The last area pertains to non-registration of complaints and police excesses which is a common grievance. In 2014, the Court of Sessions Sargodha received a large number of applications under Sec 22A/22B of Cr.PC as a justice of peace which in itself speaks of low confidence of public on police performance.

## **2.5. Community Needs Assessment.**

Community needs assessment is defined as a 'review of a community and its people, needs, and characteristics by the law enforcement agency so that strategies and resources can be used to solve local problems'<sup>4</sup>. For this purpose, many methods are employed, that may range from a special survey or a social audit or formal/informal public consultations. In case of the district Sargodha, community needs assessment was undertaken by holding public consultations from the month of September till December 2010; where as help has also been sought from a previously held social audit on the delivery of public services, including police.

The most important function of the community assessment is to involve the community in identification of the problems and to seek its assistance in setting goals, objectives and strategies for the policing plan. Further, it also helps in establishing the base line data and results in identification of the crime problems and quality of life issues. It is also important to mention that the needs, demands and expectations of the community must be assessed in the community assessment process. Furthermore, it must also highlight the problems and concerns; the demographics, economy, values, customs and the traditions of the local community.

The district Sargodha is spread over an area of 5864 Sq. Kilometres and its population as per latest census is 32,77,992. The community of the district shares the same traits as to that of any other local community of Pakistan. As it has been the case with the other parts of this country, there has been an enormous increase in demand for police services to respect human rights of the ordinary citizens and to elevate the status of individual from 'subject' to a 'dignified citizen'. However, the supply of policing is limited and even that doesn't commensurate with the demands of the local community. A common man does not see law enforcement as an end in it itself, but as a means to an

---

<sup>4</sup> ICITAP, 2007. *Principles of Community Policing. Participant Workbook*. United States Department of Justice.

end and that end is the maintenance of an orderly society, that can only bring peace, prosperity and dignity for him.

It is also important to point out that the principles of criminal law and police organization laid down in Police Rules 21.1 also cements the above mentioned fact when it declares that “the criminal law of Pakistan and the police organization which is based upon it are founded on the principle that public order depends essentially upon the responsibility of every member of the community within the law to prevent offences and to arrest offenders. The Magisterial and police organization is set up to enforce control and assist this general responsibility.

Despite these demands, it is also a reality that ‘the average citizen still considers police as an instrument of oppression and likes to avoid any contact with it’<sup>5</sup> for example in a survey held in 2004, ‘in response to an open question about who they would contact for a problem of personal safety, only 25% of household respondents mentioned the police’<sup>6</sup>. However the real need for the community policing can be assessed by the fact that according to the same survey, ‘9.2% of household respondents reported a contact with the police of any member of the household in two years prior to the social audit and the main reason for a police contact was a domestic issue (40.5%) concerned with martial disputes, maintenance or child custody, followed by robbery(16.4%) and then property rights(13.6%)’<sup>7</sup>. This clearly implies that despite the fact that only 25% of people contact police for a problem of personal safety; but all those people (9.2% of households) who have contacted police in last two years before the social audit, have in fact approached the police with the intention that they need assistance of the department predominately (40.5%) for resolution of their domestic disputes. This empirical evidence of the need for policing plan in specific areas also holds true for the district Sargodha and has played a vital role in establishing policing priority for the district.

## **2.6. Provincial Policing Priorities.**

The Provincial Policing Plan, 2015-16 is aimed at bringing improvement in policing services and to reduce crime in Punjab. For this purpose the following four strategic goals have been set for police in the districts:

- a. **Improved police-community relationship-** Build partnerships to increase trust between the community and the police and to develop a participatory approach to crime prevention and detection;
- b. **Effective service delivery-** To make Punjab a safer place – by maximizing efficiency of policing operations and ensuring rule of law;
- c. **Effective administration-** Build effective systems, processes and facilities that enhance professionalism, efficiency, transparency and accountability. and;
- d. **Police welfare-** Provide opportunities and services to assist members of the police department in their personal and professional development / well being.

Article 32 of the Police Order 2002 stipulates that the Annual Policing plan should be consistent with the Provincial Policing Plan. Accordingly, the local policing priorities of the district Sargodha have been identified to ensure that they are not inconsistent with the provincial policing plan.

## **3. Policing Priorities of the District Police Sargodha.**

---

<sup>5</sup> M.A.K.Chaudhary, 1976. *Report of the police station enquiry committee.* Government of Pakistan.

<sup>6</sup> DTCE/CIET, National Report, 2004/05. *Socail Audit of governance and delivery of public services.* Islamabad.

<sup>7</sup> Ibid.

Local policing priorities are based on crime trends, quality of criminal investigations, intensive consultations, needs assessment, achievements made and critical gaps in our performance. Accordingly, our objectives under each head of the strategic priorities are as under:

- a. **Strategic Priority 1: Citizen focused police service delivery**
  - (i) To improve the service delivery for victims of crime and detainees.
  - (ii) To improve the service delivery for local communities in general.
  - (iii) To improve the police image in public eyes through impartial and effective policing.
  
- b. **Strategic Priority 2: Reduction in overall crime of the district**
  - (i) To reduce overall crime of the district through efficient investigation.
  - (ii) To reduce overall crime of the district through active prevention.
  
- c. **Strategic Priority 3: Development of police community partnerships.**
  - (i) Building local partnerships.
  - (ii) Increased involvement of community in policing through citizen's committees.
  - (iii) To propagate and support the idea of community policing.
  
- d. **Strategic Priority 4: Tackling anti social behavior and concern of people about crime**
  - (i) To reduce concern of local communities about crime through result oriented performance.
  - (ii) To reduce social disorder in local communities by suppressing anti-social elements.

### **3.1 Delivering Local Priorities.**

As explained above, four key priority areas for the policing plan have been identified. These include; citizen-focused police service delivery, reduction in overall crime, development of police community relationships and tackling anti social behaviour and peoples concern about crime. With a view to ensure effective planning and monitoring, specific targets and monitoring indicators have been expressed against each activity. The indicators are both positive and negative and are expressed in quantifiable terms where possible. In addition the responsibility for undertaking each activity has also been indicated. The action plan therefore also lays down primary implementation arrangements.

The next page describes how our priorities help us declare our objectives, fulfil our mission and deliver performance according to our targets.

**MISSION STATEMENT**

**Our mission is to fight crime and win by providing dynamic and effective law enforcement.**

**CORE VALUE**

- i) Providing Public Safety.
- ii) Responsive Policing.
- iii) Building Partnerships.
- iv) Service to Community.

**STRATEGIC PRIORITIES.**

**a) Citizen focused police service delivery**

**b) Reduction in overall crime of the district**

**c) Development of police community partnerships**

**d) Tackling anti social behavior and concern of people about crime.**

**OBJECTIVES.**

i) To improve the service delivery for victims of crime and detainees.

ii) To improve the service delivery for local communities in general.

iii) To improve the police image in public eyes through impartial and effective policing.

i) To reduce overall crime of the district through efficient investigation.

ii) To reduce overall crime of the district through active prevention.

i) Building local partnerships.  
ii) Increased involvement of community in policing through citizen's committees.  
iii) To propagate and support the idea of community policing.

i) To reduce concern of local communities about crime through result oriented performance.  
ii) To reduce social disorder in local communities by suppressing anti-social elements.

**TARGETS**

i) Improved respect for rights of victims of crime.  
ii) Improved handling of detainees.  
iii) Mandatory registration of complaints.  
iv) Better complaint handling against police officers.  
v) Higher levels of transparency in police working.  
vi) Improve support to vulnerable and disadvantaged groups by providing and implementing special procedures.  
vii) Improved public relations management.  
viii) Eradication of tradition of Thana Culture.  
ix) Quick response to crime incidents.

i) Reduction in crime related to robberies.  
ii) Reduction in crime related to burglaries.  
iii) Arrest of targeted offenders.  
iv) Improved quality of Investigations.  
v) Reduction in crime through better intelligence and launch of new initiatives.  
vi) Improved preventive measures.  
vii) Effective police patrolling.

i) Increased police-community dialogue.  
ii) Higher number of community policing initiatives.  
iii) Citizens perception analysis.  
iv) Mandatory training in the subject of community policing.

i) Reduction in drug crime.  
ii) Increase in recovery of illegal weapons.  
iii) Prevention of Gambling at public places.  
iv) Restriction of Habitual offenders.  
v) Prohibition on acts for prevention of disorder.  
vi) Prevention of public nuisance.



**A. Citizen focused police service delivery**

<b>Strategic Priority</b>	To develop a citizen-focused police service delivery that responds to the needs of communities and individuals, especially victims and detainees.
---------------------------	---

This goal envisages that the focus of the policing should be the common man. Furthermore, police should also try to improve the service delivery for the community and its individuals. This approach of policing requires that the citizen priorities should come to the fore. It also entails that whosoever comes into interaction with the police, he should get the best services. There is a special focus on victims and detainees in this regard. The plan provides details of these activities which should go a long way in development of citizen-focused police service delivery.

	<b>Objectives</b>	<b>Targets</b>	<b>Activities</b>	<b>Action By</b>	<b>Indicators</b>
1	To improve the service delivery for victims of crime and detainees.	Improved respect for rights of victims of crime.	Training of police officers in victim rights at police lines school.	DPO	At least 15% of officers of all ranks posted in police stations receive training.
			Issuance of protocol for handling of victims of crime.	DIG/DPO	Protocol prepared.
			Implementation of protocol for handling of victims of crime.	DPO/SP Investigation, SDPO's/ SHO's	Reduction in the number of complaints of victims of crime against police by 45% from the last year.
			Introduction of special procedure for providing support to victims of crime after investigation.	DIG/DPO	Special Procedure prepared.
			Implementation of special procedure for providing support to victims of crime after investigation.	DPO	All victims of crime against property of registered cases in 2014-15, to be provided support by police.
		Improved handling of detainees	Improvement of physical conditions of the detention cells in police stations.	DIG/DPO	At least 50% of detention cells improved during 2014-15.
			Preparation of protocol for handling persons in custody	DIG/DPO	Protocol prepared.

	<b>Objectives</b>	<b>Targets</b>	<b>Activities</b>	<b>Action By</b>	<b>Indicators</b>
			Implementation of protocol for handling persons in custody.	DIG, DPO/ SP (Investigation)/ SDPO's /SHO's.	At least 50% of detainees satisfied with level of treatment during detention
			Establishment of an effective mechanism for reducing illegal detention	DIG, DPO/ SP (Investigation)	Mechanism prepared and guidelines issued.
			Implementation of mechanism for reducing illegal detention.	DPO, SP (Investigation)/ all SDPOs, and SHO's.	No. of cases of illegal detention.
			Eradication of culture of police torture in lock-up.	-do-	No. of cases of police torture.
2	To improve the service delivery for local communities.	Mandatory registration of complaints.	Establishment of FIR registration centers at SDPO offices.	DPO, all SDPOs, and SHO's.	Number of court complaint for non registration of FIR in 2014-15, to be reduced by 50% in 2014-15.
			Action on filing of complaints under section 182 of the PPC.	DPO/SP Investigation all SDPOs, and SHO's.	Action under 182 PPC in all cases of deliberately filing of false information for registration of cases in 2014-15.
			Burking to be discouraged all together.	DPO / SPs.	Departmental Action in 100% of cases where the officer deliberately refused registration of FIR.
		Better complaint handling against police officers.	Preparation of complaint handing protocol against police officers.	DIG/DPO	Protocol Prepared.
			Implementation of complaint handing protocol	DPO/SP/ SDPO's /SHO's.	Complaints against police officers in District Public Safety and Complaints Commission to be reduced to 50% of 2014.

	<b>Objectives</b>	<b>Targets</b>	<b>Activities</b>	<b>Action By</b>	<b>Indicators</b>
			Introduction of a complaints register at each police station. This register will document record of each complaint from its inception till disposal.	DPO, SDPO's and SHOs	All police stations have complaint registers
			Reorganization and capacity development of the Complaint Cell in DPO office	DPO, SP/HQrs	Complaint Cell reorganized and demand initiated for its capacity building
			Establish inspection and vigilance cell at district to look into serious complaints and gross irregularities.	DPO, SP/HQrs	Cell established
3	To improve the police image in public eyes through impartial and effective policing.	Higher levels of transparency in police working	Implementation of access to information policy of the Punjab Police.	DPO/SDPO's/SHO's	No. of cases of violation of access to information policy
Improve support to vulnerable and disadvantaged groups by providing and implementing special procedures		Implement human rights and gender sensitization policy for the police	DPO/SDPO's/SHO's.	No. of incidents in which the policy was not adhered to.	
		Preparation of special handling procedures for women, juveniles, mentally handicapped and children	DIG/SP Investigation.	Policy prepared and issued.	
		Implementation of special handling procedures for women, juveniles, mentally handicapped and children	DIG/DPO/SDPO's/SHO's	No. of incidents in which the policy was not adhered to.	
		Arrangements for the security of religious minorities	DPO/SDPO's/SHO's	Preparation of a special plan and number of case in which religious minorities were harmed to be reduced by at least 50% of the last year.	
		Establishment of gender crime unit in district to introduce and implement special arrangements for control and investigation of gender related crime.	DPO/SP Investigation.	Establishment of gender crime unit.	
Improved public relations management		Establishment of a public relations cell in the district	DPO	Cell established, public meetings held.	
		Media campaign to sensitize citizens about laws and procedures relating to police and seeking police assistance	DPO, PRO	Media campaign launched. Media briefings conducted.	

	<b>Objectives</b>	<b>Targets</b>	<b>Activities</b>	<b>Action By</b>	<b>Indicators</b>
			Regular maintenance of district police web site	PRO/Web master	Website launched.
		Eradication of traditional Thana Culture.	Training and counselling of police officials at PS level to improve their behaviour and attitude with public.	DPO, SDPOs and SHOs	50% decrease in complaints against male handling and misbehaviour by the police officials.
			Implementation of SOP for treatment of complainants at PS level.		
		Quick response to crime incidents.	Implementation of SOP for quick response to any crime occurrence.	DPO, SDPOs and SHOs	Punishment awarded to police officials for delayed response to crime occurrence.
			Fixation of responsibility for initial response to a crime occurrence, on a specific police mobile/officer.		

**B. Reduction in overall crime of the district**

<b>Strategic Priority</b>	To reduce crime in the district especially related to the robberies and burglaries and to arrest targeted offenders
---------------------------	---

The reduction of crime is one of the major goals of the policing plan. New initiatives to reduce crime will be employed in the district. However the effort in this regard will mainly focus on measures to be adopted in order to reduce robberies and burglaries. Similarly in order to achieve the optimal results and keeping in view the provincial priorities; the offenders, who have been arrested or convicted in heinous crimes during the last five years, will be specifically targeted.

	<b>Objectives</b>	<b>Targets</b>	<b>Activities</b>	<b>Action By</b>	<b>Indicators</b>
1	To reduce overall crime of the district through effective investigation.	Reduction in crime related to robberies.	Identification of hot spots and analysis of victim, offender and location according to Problem Analysis triangle in order to prepare a plan for reduction in robberies.	DPO/SP Investigation.	Plan prepared.
			Tactical plan implemented.	DPO/SDPO's/ SHO's.	Plan prepared.
		Reduction in crime related to burglaries	Identification of hot spots and analysis of victim, offender and location according to Problem Analysis Triangle in order to prepare a plan for reduction in burglaries.	DPO/SP Investigation.	Plan prepared.
			Tactical plan implemented.	DPO/SDPO's/ SHO's.	There was fractional increase in burglary as compared to 2012.
		Arrest of targeted offenders (T.O's).	Identification of targeted offenders who have been arrested or convicted in heinous crimes during the last five years and allocation of T.O's to all the officers of the district.	All SDPO's/ SHO's	60% of all T.O's and 80% of T.O's related to robberies and burglaries investigated.

	<b>Objectives</b>	<b>Targets</b>	<b>Activities</b>	<b>Action By</b>	<b>Indicators</b>	
		Improved quality of Investigations.	Competent and trained SIs & ASIs to be posted as investigating officers.	DPO/S.P Investigation	Implementation of separation strategy completed.	
			Training of police officers in investigation techniques	DPO/ SP (Investigation)	At least 50% of investigating officers trained.	
			Enhancing capacity to collect and use forensic evidence on scientific basis	DPO/SP (Investigation)	No. of cases in which forensic evidence is collected increase by at least 20%	
			Effective utilization of investigation cost funds	DPO/SP (Investigation)	Funds surrendered	
			Strict monitoring of investigations to ensure transparency	DPO/ SP (Investigation)	No cases in which action was taken against delinquent officers.	
2	To reduce overall crime of the district through active prevention.	Reduction in crime through better intelligence and launch of new initiatives.	Developing criminal intelligence through better coordination with other agencies	DPO/SP Investigation	No of meetings held with other agencies.	
				Increasing visibility/police presence through effective deployment of resources.	DPO/SP Investigation	Community Policing plan/Investigation strategy implemented.
			Improved preventive measures.	Preventive action under sections 107, 109, 110 CrPC.	All SDPO's/ SHO's	Preventive action should be double of the last year.
				Installation of CCTV cameras at selected places in urban areas.	DPO /all SDPO's/ SHO's	No of CCTV installed.
				Apprehension of proclaimed offenders and court absconders	All SDPO's/ SHO's	No. of arrest increased by at least 20% from last years' figures.
				Increased action u/s 88 Cr.PC.	All SDPO's/ SHO's	In all cases, where P.O's not arrested.
				Recovery of illicit weapons	All SDPO's/ SHO's	Recovery of illicit weapons to increase by at least 5% from the last year.
				Reorganization/rationalization of beat system and police patrols	DPO	Beat system and police patrols reorganized.

	<b>Objectives</b>	<b>Targets</b>	<b>Activities</b>	<b>Action By</b>	<b>Indicators</b>
		Effective & comprehensive patrolling	Preparation & implementation of comprehensive patrolling plan involving all the Mobiles and Muhafiz Squad in the town areas.	DPO	Weekly progress by the Mobiles / Muhafiz Squad with regard to crime interception.

C. Development of police community relationships

<b>Strategic Priority</b>	To develop and improve long standing relationship between police and community of the district.
---------------------------	---

In order to develop and improve relationship between police and community on a long term basis, community policing is to be adopted as an organizational philosophy so that it can provide the community with the voice in how it will be policed and a voice in setting law enforcement priorities. Similarly, it can also provide the police department to solicit community resources and a way to make police more responsive. In case of the individual officer associated with the community policing, the major benefits include; self satisfaction form solving problems, the opportunity to become familiar with the people and a positive change in how the community views him.

	<b>Objectives</b>	<b>Targets</b>	<b>Activities</b>	<b>Action By</b>	<b>Indicators</b>
1	Building local partnerships	Increased police-community dialogue	Effective liaison with Citizen Police Liaison Committee, District Public Safety and Police Complaints Commission and other local government institutions.	DPO/all SDPO's/ SHO's	No of cases in which lawful instructions of public oversight and local government institutions are complied by the district police
			Increased dialogue with professional organizations and civil society	DPO/all SDPO's/ SHO's	At least 60% of prominent professional and civil society organizations satisfied with police working
			Holding of open <i>katcheries</i> .	DPO/all SDPO's	No. of meetings held
			Implementation of police station based ADR mechanism	DPO/all SDPO's/ SHO's	No. of cases referred and No. of cases resolved.
2	Increased involvement of community in	Higher number of community policing initiatives	Implementation of community policing plan in district.	DPO/ all SDPO's/ SHO's.	Launch of community policing plan in the district.
			Implementation of procedures for promoting	DPO	No of cases in which



	<b>Objectives</b>	<b>Targets</b>	<b>Activities</b>	<b>Action By</b>	<b>Indicators</b>
	policing through citizen communities.		engagement with public in the development of local policing plan.		procedures were violated
			Establish neighbourhood/business watch in urban areas	DPO/ all SDPO's/ SHO's.	No. of running neighbourhood/ business watch programmes
			Establish <i>theekri pehra</i> system in rural areas	DPO/ all SDPO's/ SHO's.	System implemented in minimum 50% villages
		Citizens perception analysis	Conduct of citizens perception survey on crime sensitivity and service delivery standards	DPO	Survey conducted quarterly.
	To propagate the idea of community policing.	Mandatory training and short course in the subject of community policing.	Mandatory courses for the police officials to educate them regarding community policing.	DPO	No. of courses & seminars conducted in the year & No. of total participants. 50% of the district police should get the training.
			Conduct of monthly seminars inviting prominent scholars & senior police officers on the subject of community policing.		

**D. Tackling anti social behavior and concern of people about crime**

<b>Strategic Priority</b>	To tackle crime and social disorder concerning local communities especially related to narcotics, gambling and illegal weapons.
---------------------------	---

Social disorder is a special category of crime that needs particular attention of police. It is important to deal with this crime effectively, because anti social behavior increases the fear of crime among local communities; and, people involved in these activities often slip towards heinous crimes. However a two pronged strategy of enforcement and support is required in order to crack anti social behavior. Enforcement of law is done by the police and the support is provided by the local community. A similar framework comprising of following activities is designed to achieve this goal.

	<b>Objectives</b>	<b>Targets</b>	<b>Activities</b>	<b>Action By</b>	<b>Indicators</b>
1	To reduce crime concerning local communities.	Reduction in drug crime	Action under CNSA.	All SHO's.	No. of offenders arrested and quantity recovered under CNSA to be 25% more than of the last year.
			Action under Prohibition Act,1977	All SHO's.	No. of offenders arrested and quantity recovered to be 25% more than o the last year.
			To devise a multi agency approach in order to tackle drugs crime including ANF and Excise department.	DPO/SP Investigation	Plan prepared and Implemented.
			Program to attract juveniles in healthy activities.	DPO/All SDPO's /all SHO's.	No. of juveniles associated with program and number of activities undertaken.
		Increase in recovery of illegal weapons.	Action under Arms ordinance.	All SDPO's /all SHO's	No offenders arrested and quantity recovered to be 25% more than of the last year.
		Prevention of Gambling at public places.	Action under Prevention of Gambling Act,1977	All SDPO's /all SHO's	No of offenders arrested to be 25% more than of the last year.
		Restriction of	Action under Punjab Restriction of	All SDPO's	No of requests made for

	<b>Objectives</b>	<b>Targets</b>	<b>Activities</b>	<b>Action By</b>	<b>Indicators</b>
		Habitual offenders.	Habitual offenders Act(Act V of 1918)	/all SHO's	restrictions.
2	To reduce social disorder in local communities.	Prohibition on acts for prevention of disorder.	Action under Article 122 of Police Order.	DPO	No of notifications issued.
Action under Article 123 of Police Order at places of amusement.			All SDPO's /all SHO's	No of directions issued.	
Action under Article 142 of Police Order to stop disorderly conduct.			All SDPO's /all SHO's	No of complaints made.	
Action under Article 147 of Police Order.			DPO /Community Policing coordinator	No of warnings issued.	
Action under Sec 18 of The Motion Pictures Ordinance (XLIII of 1979)			All SDPO's /all SHO's	No of FIR's registered.	
Action under Sec 13 of Lunacy Act, 1912.			All SDPO's /all SHO's	No of lunatics neglected or cruelly treated and reports forwarded to Magistrate. No of dangerous lunatics arrested.	
Action under Vagrancy Act			All SDPO's /all SHO's	No of vagrants arrested.	
Action under Rule XII of Poisons Act ,1919			All SDPO's /all SHO's	No of inspections made.	
Prevention of public nuisance		Action under Article 148 of Police Order	All SDPO's /all SHO's	No of people arrested.	
		Action under Article 139 of Police Order	All SDPO's /all SHO's	No of complaints made.	
	Action under Article 140 of Police Order	All SDPO's /all SHO's	No of complaints made.		

**Section 2 Resources**

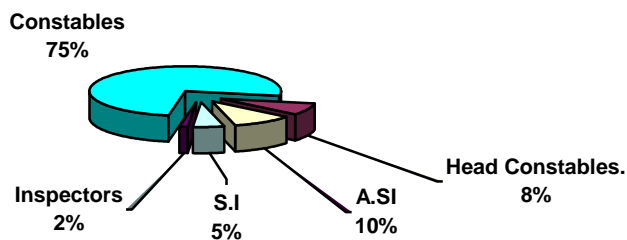
**4. Introduction**

The main objective of this section is to identify the resource gap between the available resources and the resources required in the district to effectively implement the Annual Policing Plan. The district police will make a formal request to the government for making up of this deficiency through supplementary grants and will also seek the help of the Administrator to approve few schemes to support the operations of the police department through its Annual Development Plan for the district Sargodha.

**4.1. Human resource.**

The police officers comprising of junior and senior ranks along with the ministerial staff is the human resource available with the district police. It is pointed out that the total numbers of sanctioned posts in the district are 2740 and presently 2711 officers including 64 official of ministerial staff are posted that cater for population of 3277992 people. Therefore there are 85 officers per 100,000 of population, available for policing duties in the district. It is also important to note that 83% of the total police officers available in the district comprise of the rank of Constable and Head Constable where as upper subordinates are only 17% of the total police strength available in the district. Fig 8 describes in detail the various components of the different police ranks of the district police Sargodha.

**Fig 8: Components of the police ranks of District Police Sargodha**



At the moment, police officers are posted as beat officers in 27 police stations of the district who also conduct investigation in their respective police stations. However few officers are also posted as investigation officers in these police stations where as there is no differentiation between investigation and the watch and ward officers except of the nomenclature as they are also allotted beats and these officers also carryout routine patrolling functions in the police station. The following table describes the comparative strength of watch and ward and investigation staff of all the ranks in the district Sargodha:

**Table 5: Comparative Strength of Watch and Ward, Investigation and Other Police Staff, Sargodha**

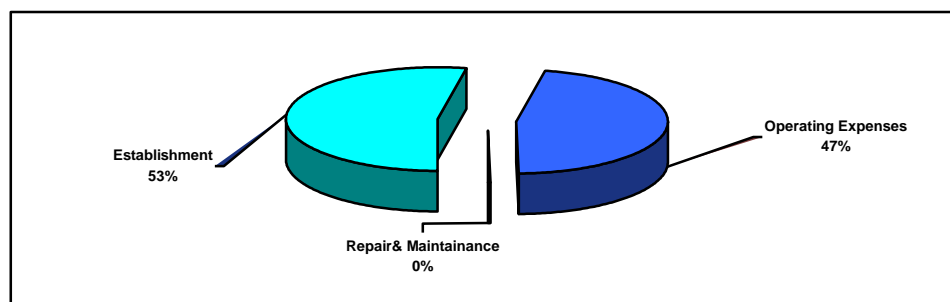
Ser	Rank	Total Strength		Watch & Ward Staff		Investigation Staff	
		Sanctioned	Present	Police Stations	Other	Sanctioned	Present
1	SSP	1	1	-	-	-	-
1	SP	2	1	-	-	1	-
2	DSP/ASP	13	13	7	2	2	-
3	Inspector	40	38	-	25	-	13
4	SI	140	142	20	42	-	80
5	ASI	269	246	20	103	-	120
6	Head Constable	204	204	103	101	-	-
7	Constable	2002	2002	412	1360	-	230
8	Minist: Staff	69	64	-	-	-	-
	<b>Total Strength</b>	<b>2740</b>	<b>2711</b>				

It is evident from the above figure that the investigation staff is less than 2% in case of the lower subordinates and less than 28% in case of upper subordinates posted in the district. The dearth is more vivid at the level of Inspectors, followed by Assistant Sub Inspector and Sub Inspector respectively. It is also important to mention that investigation officers are also posted in the Investigation Headquarters of the district. However they are only entrusted with routine enquires by the S.P Investigation or the District Police Officer and as such do not carry out formal investigations. In order to improve the quality of investigations in the district, a district separation strategy<sup>8</sup> has already been prepared by the district police. **Annex-I** describes the total difference in the case of police officers required in order to undertake the separation among police stations and the investigation staff in the district Sargodha. The district police will try to make up the deficiency by readjusting its manpower or otherwise and a formal request has already been made to the government for making up of this deficiency.

#### 4.2 Financial Resources

The financial resources always play a key role in the quality of police services provided to the general public. It is worth mentioning that in all police departments of Pakistan major chunk of annual budget has always been allocated to the establishment costs where as the operational costs are always minimally allocated. Fig -9 represents the major components of the Annual police budget FY 2013-14 for the district Sargodha which also follows the same course as explained above.

**Fig 9: Major Components of the Annual Budget, District Police Sargodha (FY 2015-16)**



<sup>8</sup> For details See “District Investigation Separation Strategy” Sargodha.

The figure clearly explains that establishment charges account for 53% of the total budget where as operational expenses account for 47% of the total district police budget. It is important to mention that the investigation cost also form part of the operational expenses. One of the most important issues addressed after the Police Order 2002 was the renewed effort by the police organization to get the head of account “Cost of Investigation” approved in the annual police budget of the province. Table-6 indicates the allocation under the head “Cost of Investigation “for the last 5 years for district Sargodha.

**Table 6: Allocation under Head Cost of Investigation, 2009-15**

Financial Year	Allocations	Total District Budget	Cost of investigation as %age of Total Budget
FY 2009-10	Rs. 11,48,276	Rs. 68,98,47,700	0.17%
FY 2010-11	Rs. 12,60,000	Rs. 55,77,45,656	0.22%
FY 2011-12	Rs. 12,34,000	Rs. 86,71,87,945	0.14%
FY 2012-13	Rs. 12,00,000	Rs. 91,28,32,225	0.13%
FY 2013-14	Rs. 17,25,000	Rs. 1,20,87,05,333	0.14%
FY 2014-15	Rs. 20,41,000	Rs. 1186630777	0.17%
FY 2015-16	Rs. 21,74,000	Rs. 1244137820	0.17%

It is clear from the table that the funds for the cost of investigation were first allocated in the financial year 2009-10. Similarly its percentage as compared to the annual police budget is less than even 1%. The disturbing trend in this regard is that although the operational expenses as well as the district budget have increased over the years but the cost of investigation is on decline. Further, if we analyze the annual reported crime trend of the district Sargodha, we will find that there is an increase in the reported crime every year. However the cost of investigation doesn't follow the same course. The following “Table”, recommends the actual requirements of funds for the cost of investigation on the basis of reported crime in the calendar year 2015 on the basis of the approved rates estimated by the crime branch.

**Table: 7 Actual Requirements of Funds for the Cost of Investigation on the Basis of Reported Crime in 2015 and Approved Rates**

Ser	Crime Type	Reported Crime	Approved per Unit Cost	Total Cost
1.	Murder	197	Rs.20000	3940000
2.	Attempted Murder	237	Rs.7000	1659000
3.	Hurt	609	Rs.500	304500
	Rape	76	Rs 7000*	532000
4.	Dacoity	80	Rs.11000	880000
5.	Robbery	473	Rs.11000	5203000
	Extortion	6	Rs.2500*	15000
	Assault	104	Rs.500*	52000
6.	Theft of Vehicles	438	Rs.2500	1095000
7.	Other Theft	447	Rs.2500	1117500
8.	Burglary	367	Rs.2500	917500
9.	Kidnapping/Abduction	486	Rs.20000	9720000
10.	Accidents	206	Rs.2500*	515000
11.	Arms Ordinance	2108	Rs.300	632400
12.	Narcotics	2168	Rs.500	1084000
13.	Other Local & Special Laws	738	Rs.500	369000
14.	Miscellaneous cases PPC	3562	Rs.1000	3562000
<b>Total Cost of Investigation</b>				<b>31597900</b>

\* The cost is based on provisional estimates as the average cost fixed by crime branch was not available

**4.3 Physical resources.**

Another important part of the resource pertains to the physical resources required for a policing plan and that include offices, vehicles, stationary, computers and technology. It is important to mention that three police station of the district i-e Urban Area, Shahpur City, Tirkhanwala, and Police Posts Chak Mubarak, Farooqa, Shaheen Abad, office of SDPO Kot Momin have no official buildings. These establishments are housed in rented premises which are a source of concern for the police department. The situation of resources for investigation is also very meagre. It is again not surprising to find out that no funds have been allocated for the forensics in the district Sargodha. Other resources like computers and AFIS are also not available with the investigation staff where as there is also a dearth of scientifically proper interview and interrogation facilities in the district. It is self evident from the fact that without provision of the basic investigation equipment in the budget, improvement in the skills of investigation is unthinkable. The following table provides for recommended estimates to meet the resource deficiency in this regard.

**Table 8: Availability and Requirement of Scientific Equipment for Investigation Branch, Sargodha**

Ser	Equipment	Available	Required	Rationale	Deficiency
1	Investigation kits	25	33	One per police station and six for special investigation teams	8
2	Finger print kits	25	33	-do-	8
3	Scene of crime securing aids	-	33	-do-	33
4	Evidence handling gloves	2	66	Roughly two pairs for each police station and six for special investigation teams.	64
5	Computers/Laptops	-	10	One per police circle and three for Investigation HQs.	10
6	Digital Camera	-	33	One per Police Station & 6 for Investigation HQs.	33

On the other hand, the issue of transport is also very critical in the district as far as investigation staff is concerned. The following table indicates the distribution of transport between watch and ward and investigation staff in district Sargodha.

**Table 9: Distribution of Transport between Watch & Ward and Investigation Staff**

Ser No	Vehicle Type	Available	Watch & Ward	Inv Staff	Police HQ	Others
1	Jeeps	12	-	10	2	-
2	Pick-ups	102	5	96	1	-
3	Motorcycles	201	-	161	40	-
4	Heavy Vehicle	25	21	-	4	-
	<b>Total</b>	<b>340</b>	<b>26</b>	<b>267</b>	<b>47</b>	<b>-</b>

The aforementioned table clearly refers to the fact that there is not a single motorcycle allocated to the investigation staff in the district. Similarly the pick ups mentioned under the head of the investigation staff are also not meant for investigation and are actually employed for watch & ward duties. In order to meet this deficiency, the following table recommends the assessment of transport requirements in the district police, Sargodha.

**Table 10: Assessment of Transport Requirements.**

Ser	Transport	Requirement	Rationale
1.	Jeeps	15	Official transport for each GO
2.	Pickups	30	1 Pickup for Investigation Staff in each PS
3.	Motorcycles	70	2 motorcycles for each Police Station

#### 4.4 Communication Resources

The role of communications in routine police functions cannot be undermined. In routine policing, where raids are conducted to arrest criminals or routine surveillance activities are carried out, the efficiency and reliability of the communication network being used by the officers play a vital role. The following table describes the total number of wireless sets (especially hand held) available with the district and their distribution.

**Table 11: Distribution of Wireless Equipment in the district Sargodha.**

Ser	Equipment	Hand held sets
1	Police stations	150
2	Elite Force	30
3	Traffic Police	109
4	Wireless Department	32
5	DIG Office	2
6	DPO office	2
	<b>Total</b>	<b>325</b>

It is evident from the above table that only 28% of the total hand held wireless sets in a district are distributed in all police stations of the district. The following table recommends the requirement of communication equipment as per the district investigation separation strategy.

**Table 12: Availability and Requirement of Wireless Equipment for Investigation Branch, Sargodha**

Ser	Equipment	Total available in district	Available	Required	Deficiency
1	Hand held sets	357	32	50	50
2	Base sets	81	6	10	10
3	Mobile (vehicular) sets	304	10	20	20

### Section 3

#### 5. Framework for Evaluation of Performance of Annual Policing Plan.

The Article 44 of the Police Order, 2002 requires the District Public Safety and Complaints Commission to approve the Annual policing plan in consultation with the Zila Nazim provided that such policing plan shall include;

- 1) a statement of financial resources expected to made available; and
- 2) Performance targets for the year and their delivery mechanism.

The same article also provides that, the Commission shall evaluate the delivery of performance targets contained in the Local Policing Plan on quarterly basis and send half yearly reports to the Provincial government, Provincial Public Safety & Complaints Commission, Provincial Police officer.

On the basis of the above mentioned article, quarterly progress reports will be sent by the D.P.O to DPSC&CC, so that the performance can be evaluated by the Commission. Similarly half yearly progress reports will also be submitted. The calendar of the progress reports is as follows;



**Section 3**  
Annual Policing Plan, 2015-16

<b>Serial No</b>	<b>Type of Progress Report</b>	<b>Final Date for Submission to DPSCC.</b>
1	1 <sup>st</sup> Quarterly Progress Report	30 <sup>th</sup> September, 2015
2	Half Yearly Progress Report	31 <sup>st</sup> December, 2015
3	3 <sup>rd</sup> Quarterly Progress Report	31 <sup>st</sup> March, 2016
4	Annual Report	30 <sup>th</sup> June, 2016.

Keeping in view the above schedule, the district police will also provide the necessary support required to the Commission for evaluation of the policing plan including formal visits to police stations and its establishment.

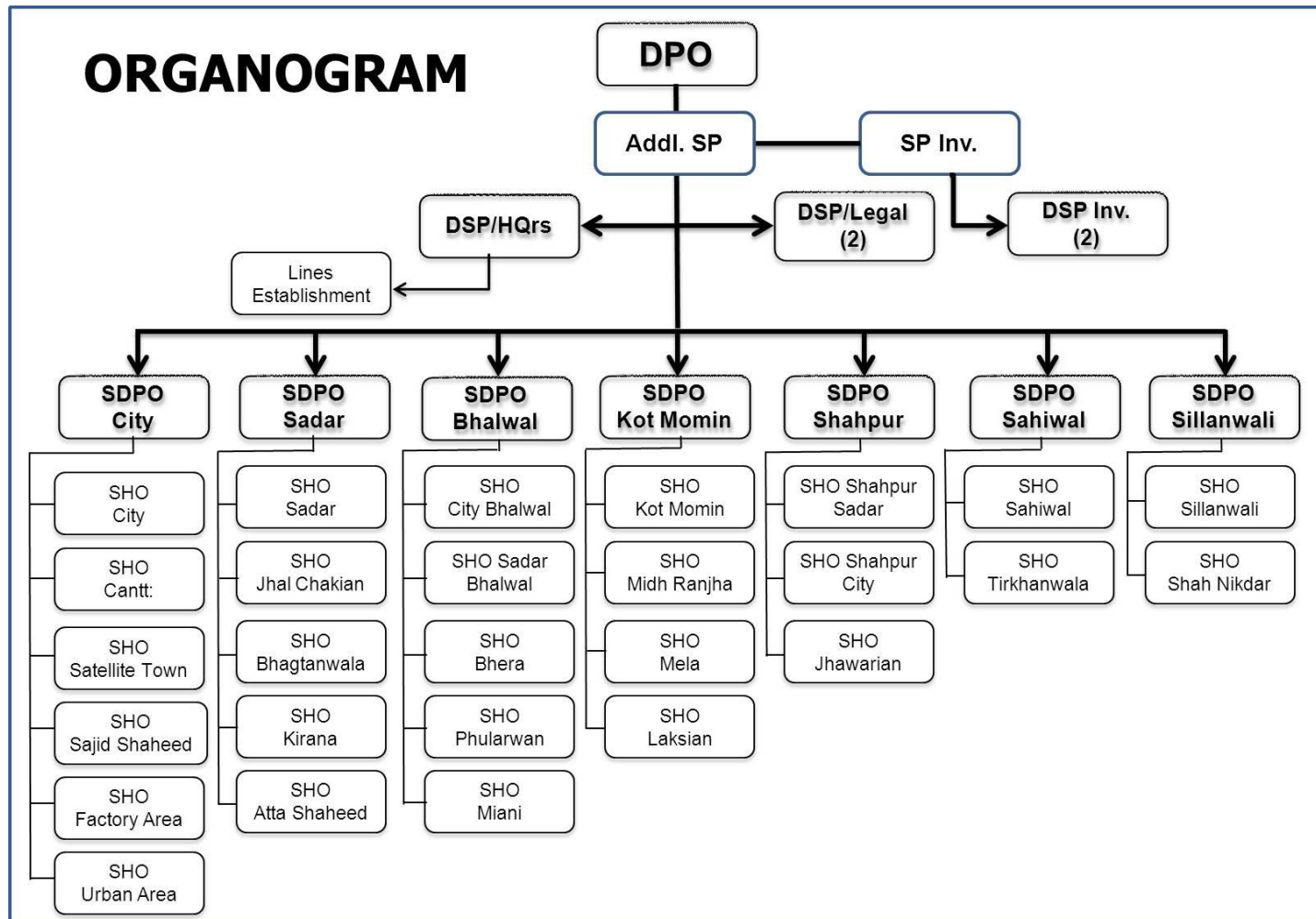
**Details of Police Stations and Various Offices of District Police**

<b>SR. NO.</b>	<b>DESIGNATION</b>	<b>PHONE NO.</b>
1	District Police Officer, Sargodha	048-9230333, 9230222, 9230444
2	Addl. SP Sargodha	048-9230120
3	SP Investigation, Sargodha	048-9230550
4	DSP Investigation-I, Sargodha	048-9230555
5	DSP/HQ Sargodha	048-9230128
6	DSP Legal, Sargodha	048-9230230
7	SDPO City	048-9230129
8	SDPO Sadar	048-9230131
9	SDPO Bhalwal	048-6643820
10	SDPO Kot Momin	048-6682282
11	SDPO Shahpur	048-6310531
12	SDPO Sahiwal	048-6786307
13	SDPO Sillanwali	048-6532861

**POLICE STATIONS**

<b>SR. NO.</b>	<b>NAME OF POLICE STATION</b>	<b>PHONE NO.</b>
1	SHO City	03377900111
2	SHO Cantt:	03377900112
3	SHO Sajid Shaheed	03377900113
4	SHO Urban Area	03377900114
5	SHO Satellite Town	03377900115
6	SHO Factory Area	03377900116
7	SHO Bhalwal City	03377900117
8	SHO Bhalwal Sadar	03377900118
9	SHO Bhera	03377900119
10	SHO Miani	03377900120
11	SHO Phularwan	03377900121
12	SHO Sadar	03377900122
13	SHO Jhal Chakian	03377900123
14	SHO Bhagtanwala	03377900124
15	SHO Kirana	03377900125
16	SHO Atta Shaheed	03377900126
17	SHO Kot Momin	03377900127
18	SHO Laksian	03377900128
19	SHO Mela	03377900129
20	SHO Midh Ranjha	03377900130
21	SHO Shahpur Sadar	03377900131
22	SHO Shahpur City	03377900132
23	SHO Jhawarian	03377900133
24	SHO Sahiwal	03377900134
25	SHO Tirkhanwala	03377900135
26	SHO Sillanwali	03377900136
27	SHO Shah Nikdar	03377900137

**ORGANIZATION OF THE DISTRICT POLICE SARGODHA**



**CRIMINAL CASES AGAINST PERSON, PROPERTY, LOCAL & SPECIAL LAWS REGISTERED IN SARGODHA DISTRICT, 2005-2014**

Category	Crime	Period									
		2006	2007	2008	2009	2010	2011	2012	2013	2014	2015
Crime Against Person	Murder	214	188	235	228	235	240	201	217	282	190
	Attempted murder	397	307	319	368	407	398	456	353	459	237
	Hurt	1333	1073	1133	1120	967	907	757	701	655	609
	Other	659	556	741	838	930	881	945	854	892	898
	<b>Total</b>	<b>2603</b>	<b>2124</b>	<b>2428</b>	<b>2554</b>	<b>2539</b>	<b>2446</b>	<b>2359</b>	<b>2125</b>	<b>2289</b>	<b>1934</b>
Crime Against Property	Robbery with hurt	-	-	-	-	-	-	7	28	31	41
	Murder with robbery	-	5	11	9	21	10	12	10	8	7
	Dacoity	73	64	62	81	98	153	119	116	132	80
	Armed robbery	489	490	646	666	738	777	747	618	667	432
	Burglary/Theft	463	352	407	466	447	448	473	379	421	367
	Vehicle theft	178	189	245	320	462	486	397	473	436	438
	Other theft	800	641	859	926	855	826	888	751	717	447
	Fraud, forgery	325	197	315	245	706	235	295	103	137	119
	<b>Total</b>	<b>2708</b>	<b>2218</b>	<b>2838</b>	<b>3450</b>	<b>3327</b>	<b>2935</b>	<b>2938</b>	<b>2478</b>	<b>2549</b>	<b>1931</b>
Local & Special Laws	Arms Ordinance	2488	2237	2231	1887	1775	1752	1737	1398	1264	2108
	Narcotics	1762	1483	1988	1757	1234	1851	1539	1435	1186	2168
	Miscellaneous	617	481	538	730	316	634	390	760	439	738
	<b>Total</b>	<b>4867</b>	<b>4201</b>	<b>4757</b>	<b>4374</b>	<b>3325</b>	<b>4237</b>	<b>3666</b>	<b>3593</b>	<b>2889</b>	<b>5014</b>

Note: Crimes under the head "others" have not been included in the table.

**COURT ABSCONDERS IN SARGODHA DISTRICT, 2006-2015**

<b>Year</b>	<b>No. at start of the year</b>	<b>Added during the year</b>	<b>Total</b>	<b>Arrested during the year</b>	<b>End of year No.</b>
<b>2006</b>	336	364	700	411	289
<b>2007</b>	289	1002	1291	421	870
<b>2008</b>	870	445	1315	720	595
<b>2009</b>	595	195	790	233	557
<b>2010</b>	557	489	1046	479	567
<b>2011</b>	567	1153	1720	331	1389
<b>2012</b>	1389	1566	2955	229	2726
<b>2013</b>	2726	432	3158	442	2716
<b>2014</b>	2716	245	2961	562	2399
<b>2015</b>	2399	602	3001	468	2533

**PROCLAIMED OFFENDERS IN SARGODHA DISTRICT, 2006-2015**

<b>Years</b>	<b>Previous Balance.</b>	<b>Added during the year</b>	<b>Total</b>	<b>Arrested during the year</b>	<b>End of Year No.</b>
<b>2006</b>	723	1075	1798	1202	596
<b>2007</b>	596	2341	2937	1712	1225
<b>2008</b>	1225	1481	2706	1716	990
<b>2009</b>	990	2002	2992	1515	1477
<b>2010</b>	1477	2602	4079	1892	2187
<b>2011</b>	2187	2780	4967	1899	3068
<b>2012</b>	3068	2430	5498	1643	3855
<b>2013</b>	3855	2669	6524	2629	3895
<b>2014</b>	3895	3054	6949	2599	4350
<b>2015</b>	4350	2709	7059	2756	4293

**DETAILS OF CHALLANS SUBMITTED BY DISTRICT POLICE SARGODHA, 2006-2015**

Category	Crime	Year wise Number of Cases Challenged									
		2006	2007	2008	2009	2010	2011	2012	2013	2014	2015
Crime Against Person	Murder	179	166	199	201	171	190	185	187	192	190
	Attempted murder	327	255	250	281	263	307	345	308	309	237
	Hurt	1197	965	990	965	749	835	665	666	539	609
	Other	527	440	632	608	466	663	501	609	448	898
	<b>Total</b>	<b>2230</b>	<b>1826</b>	<b>2071</b>	<b>2055</b>	<b>1649</b>	<b>1995</b>	<b>1696</b>	<b>1770</b>	<b>1488</b>	<b>1934</b>
	<b>%age of cases reg.</b>	<b>85</b>	<b>86</b>	<b>85</b>	<b>80</b>	<b>65</b>	<b>82</b>	<b>71</b>	<b>83</b>	<b>80</b>	<b>76</b>
Crime Against Property	Robbery with hurt	-	-	-	-	-	-	4	17	21	41
	Murder with robbery	-	3	7	6	7	6	8	8	7	7
	Dacoity	53	42	42	54	39	84	73	63	70	80
	Armed robbery	377	352	397	444	353	360	407	441	284	432
	Burglary/Theft	280	202	237	256	179	168	190	152	139	367
	Vehicle theft	82	93	94	150	79	132	165	273	151	438
	Other theft	571	437	560	536	331	435	548	530	375	447
	Fraud, forgery	27	39	117	135	434	140	135	93	95	119
	<b>Total</b>	<b>1390</b>	<b>1168</b>	<b>1454</b>	<b>1581</b>	<b>1422</b>	<b>1375</b>	<b>1530</b>	<b>1577</b>	<b>1142</b>	<b>1931</b>
	<b>%age of cases reg.</b>	<b>51</b>	<b>53</b>	<b>51</b>	<b>46</b>	<b>43</b>	<b>47</b>	<b>47</b>	<b>63</b>	<b>58</b>	<b>59</b>

**DETAILS OF REGISTERED CRIMINAL CASES CANCELLED OR GONE UNTRACED, SARGODHA 2010-2014**

Category	Offence	2011		2012		2013		2014		2015	
		Cancelled	Untraced	Cancelled	Untraced	Cancelled	Untraced	Cancelled	Untraced	Cancelled	Untraced
Crime Against Person	Murder	7	8	4	12	7	8	4	12	7	6
	Attempted murder	26	17	55	23	26	17	55	23	11	16
	Hurt	43	4	44	9	43	4	44	9	32	2
	Other	225	24	299	26	225	24	299	26	238	23
	<b>Total</b>	<b>301</b>	<b>53</b>	<b>402</b>	<b>70</b>	<b>301</b>	<b>53</b>	<b>402</b>	<b>70</b>	<b>288</b>	<b>47</b>
Crime Against Property	Robbery with hurt	-	-	-	-	-	-	-	-	-	6
	Murder with Robbery	-	-	-	1	-	-	-	1	-	1
	Dacoity	5	32	13	20	5	32	13	20	8	13
	Armed robbery	26	180	55	172	26	180	55	172	31	93
	Burglary/ Theft	41	110	56	93	41	110	56	93	44	111
	Vehicle theft	13	164	23	145	13	164	23	145	8	203
	Other theft	134	104	142	141	134	104	142	141	71	52
	Fraud, forgery	3	-	15	-	3	-	15	-	4	-
<b>Total</b>	<b>222</b>	<b>590</b>	<b>304</b>	<b>572</b>	<b>222</b>	<b>590</b>	<b>304</b>	<b>572</b>	<b>166</b>	<b>479</b>	
Local & Special Laws	Arms Ordinance	-	-	2	-	-	-	2	-	1	-
	Narcotics	-	-	-	-	-	-	-	-	-	-
	Miscellaneous	22	2	8	4	22	2	8	4	10	-
	<b>Total</b>	<b>22</b>	<b>2</b>	<b>10</b>	<b>4</b>	<b>22</b>	<b>2</b>	<b>10</b>	<b>4</b>	<b>11</b>	<b>-</b>
<b>Grand Total</b>	<b>668</b>	<b>545</b>	<b>645</b>	<b>716</b>	<b>646</b>	<b>545</b>	<b>645</b>	<b>716</b>	<b>454</b>	<b>526</b>	



**DISPOSAL OF CRIMINAL CASES BY VARIOUS COURTS IN SARGODHA, 2011-15**

Class of Cases	Disposal				
	2011	2012	2013	2014	2015
Sessions/STA/Murder	167	191	183	227	229
Hudood Cases	140	191	139	154	191
Narcotics	1097	1127	936	950	
Criminal Appeal/Revision	-	-	-	-	-
Criminal First Class cases	3283	3165	2977	2990	3100
Criminal Section 30 cases	362	370	347	370	250
ATA Court	7	6	9	8	
Total disposal	5062	5050	4591	4699	
Total convictions	3037	2596	2253	2270	
%age of cases in which convictions awarded	60%	51%	49%	48%	
<b>Nominal Justice Gap</b>	<b>40%</b>	<b>49%</b>	<b>51%</b>	<b>52%</b>	

**WORKLOAD ASSESSMENT AND DISTRIBUTION OF POLICE STRENGTH**

Sr. #	Name of Establishment	<u>Present Strength</u>					<u>Recommended Distribution</u>				
		IP	SI	ASI	HC	Const.	IP	SI	ASI	HC	Const.
1	Watch & Ward Staff	14	80	136	94	565	27	114	306	829	2737
2	Investigation Staff	4	3	3	0	10	11	77	103	103	279
3	Investigation Staff of heinous cases at District level / JTT	5	0	0	2	9	7	23	38	36	100
4	Police Offices & Court duties	10	10	23	18	123	22	28	27	42	239
5	Headquarters Establishment	5	46	81	90	1295	9	21	43	106	1092
6	Proposed Police Station Office Staff	-	-	-	-	-	-	-	54	34	486
7	Reserves (DTL)	-	-	-	-	-	-	27	-	66	330
<b>8</b>	<b>TOTAL</b>	<b>38</b>	<b>139</b>	<b>243</b>	<b>204</b>	<b>2002</b>	<b>76</b>	<b>290</b>	<b>571</b>	<b>1216</b>	<b>5263</b>